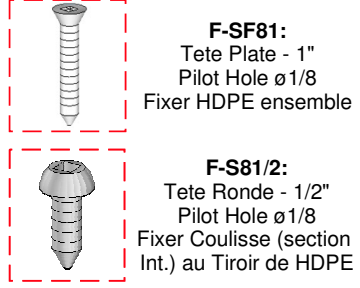
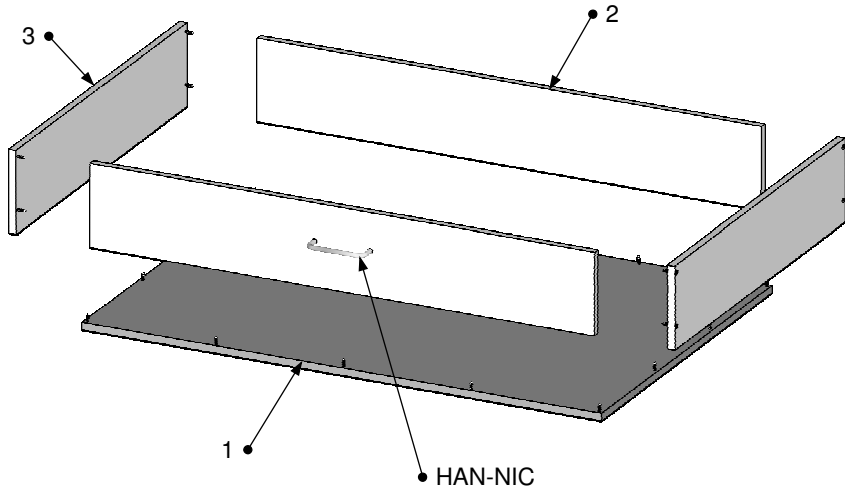
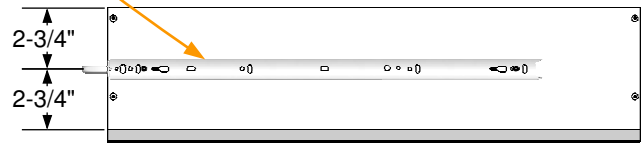
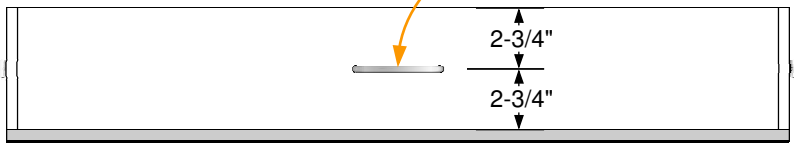


Nb.	Name	L (in.)	W (in.)	Qty
1	D-HDPEW-481/2	#	#	1
2	D-HDPEW-481/2	#	#	2
3	D-HDPEW-481/2	#	#	2



Coulisse & Poignée TOUJOURS installées au centre des plaques

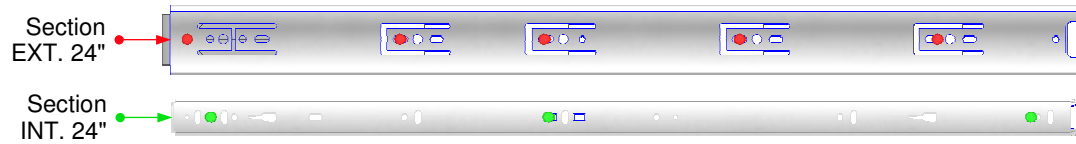
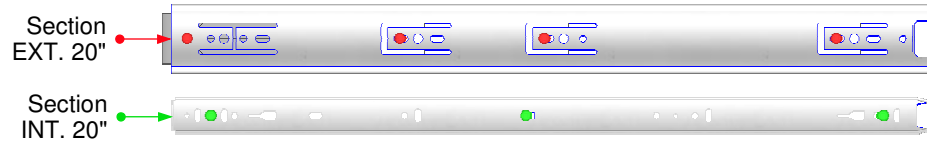



FLEXPIPE INC.


FLEXPIPE
PROJECT NAME
ASSEMBLY
STANDARDS

**BOITE
TIROIR**

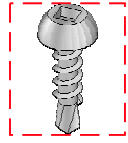
INSTALLATION COULISSE STANDARD 100lb - TIROIR HDPE



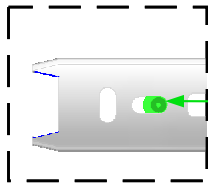
Fixé coulisse INT. au HDPE avec
F-S81/2:
Tete Ronde - 1/2"



Fixé coulisse EXT. au frame avec **FL-COU-U** & **F-A85/8:** Tete Ronde Auto-Perçant - 5/8"



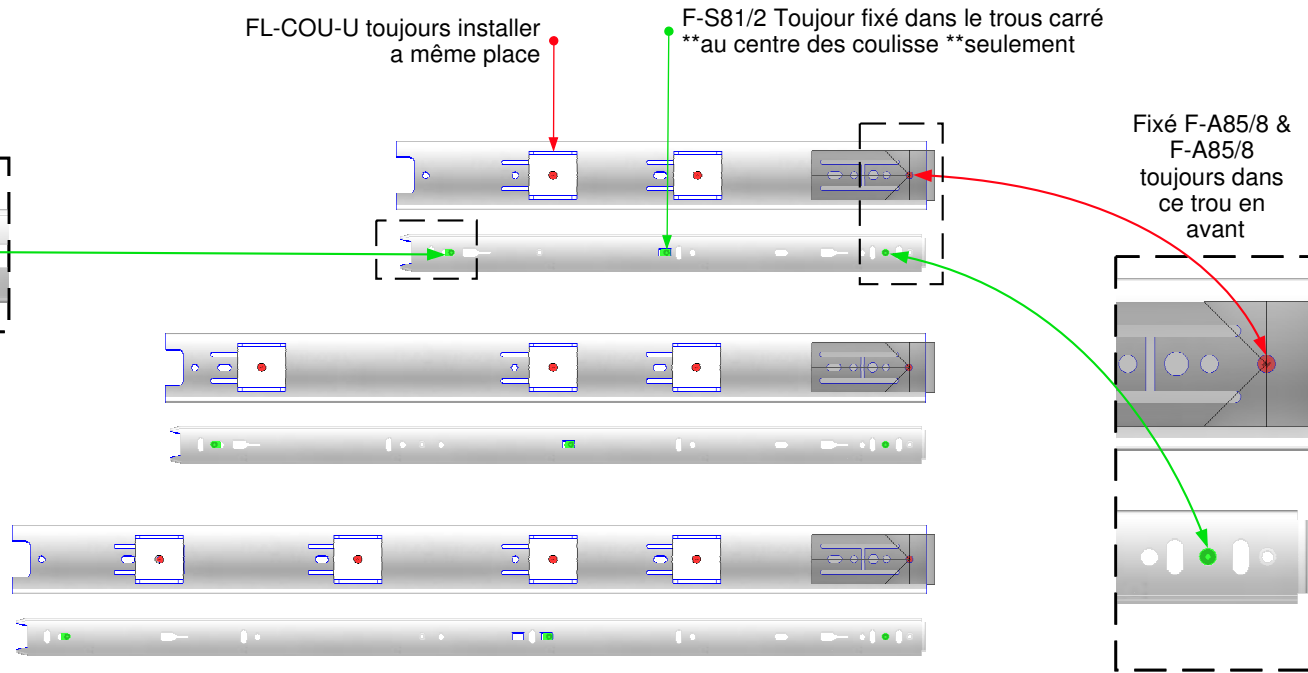
Fixer F-S81/2 toujours dans ce trou en arrière



FL-COU-U toujours installer a même place

F-S81/2 Toujours fixé dans le trou carré **au centre des coulisse **seulement

Fixé F-A85/8 & F-A85/8 toujours dans ce trou en avant



FLEXPIPE INC.

FLEXPIPE
PROJECT NAME
ASSEMBLY
STANDARDS

COULISSE