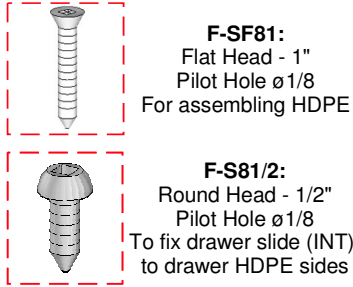
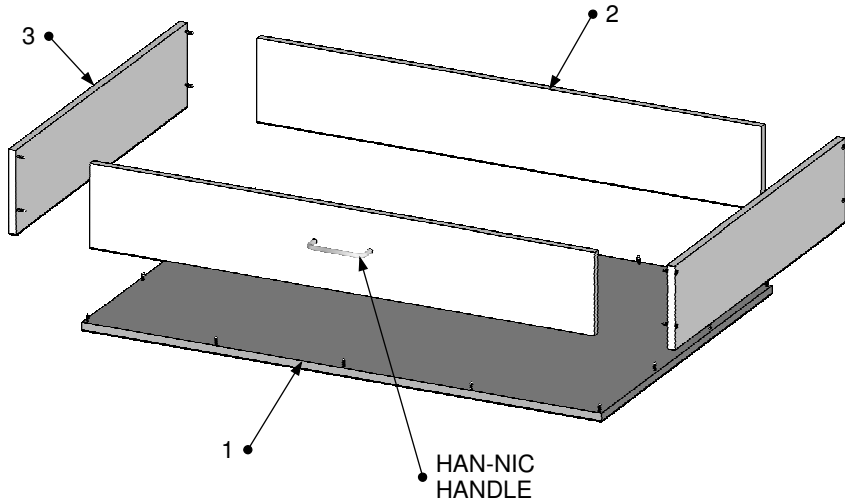
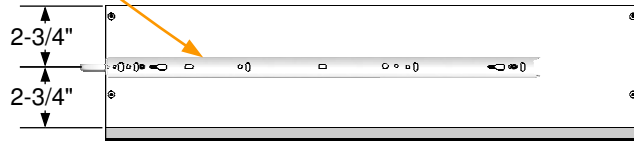
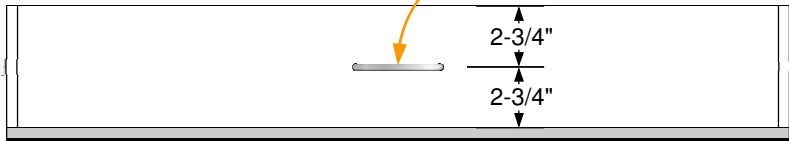


Nb.	Name	L (in.)	W (in.)	Qty
1	D-HDPEW-481/2	#	#	1
2	D-HDPEW-481/2	#	#	2
3	D-HDPEW-481/2	#	#	2



● **Handle and drawer slide (INT) always installed in the center.**



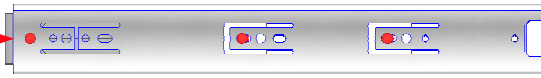
FLEXPIPE INC.

FLEXPIPE
PROJECT NAME
ASSEMBLY
STANDARDS

DRAWER

100lb DRAWER SLIDE INSTALLATION - HDPE DRAWER

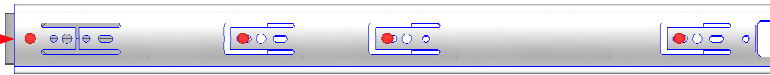
Section
EXT. 14"



Section
INT. 14"



Section
EXT. 20"



Section
INT. 20"



Section
EXT. 24"



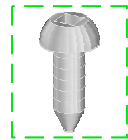
Section
INT. 24"



Fix drawer slide (INT) to
HDPE drawer sides

F-S81/2:

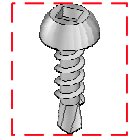
Round Head - 1/2"



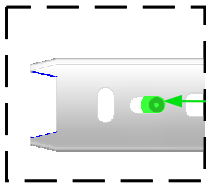
Fix drawer slide EXT to
structure with **FL-COU-U** &

F-A85/8: Round Head

Self-Tap - 5/8"



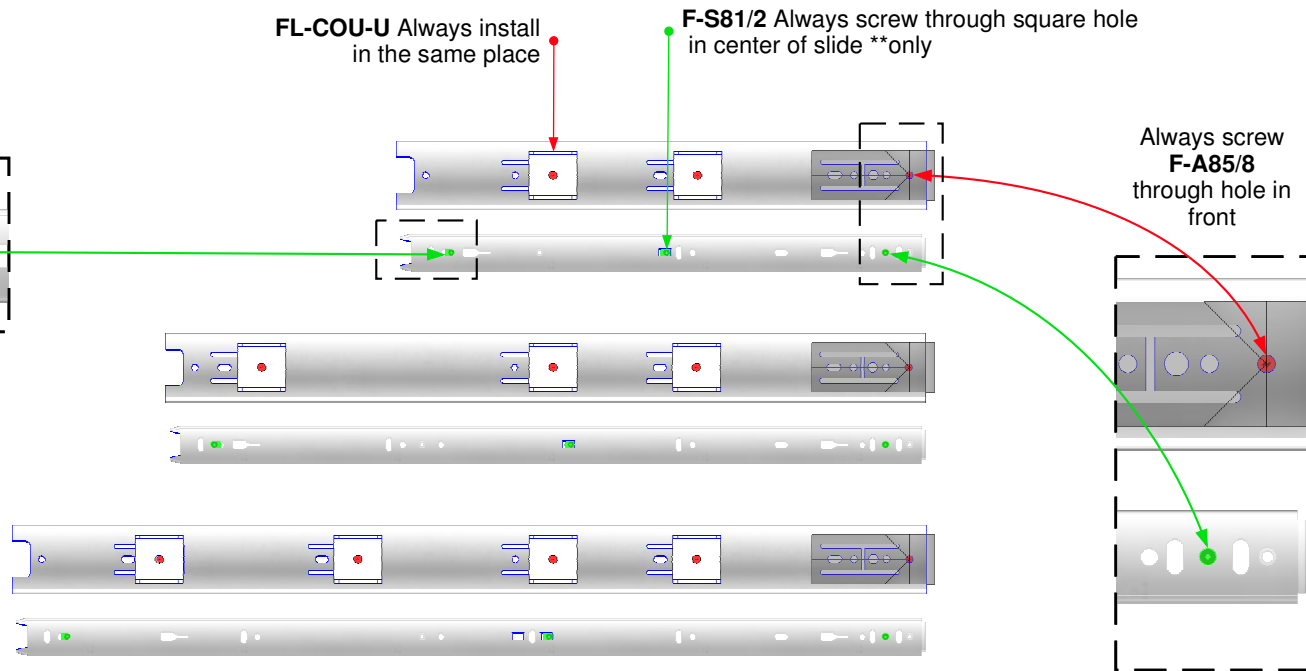
Always
screw **F-S81/2** to
back side slot



FL-COU-U Always install
in the same place

F-S81/2 Always screw through square hole
in center of slide **only

Always screw
F-A85/8
through hole in
front



FLEXPIPE INC.

FLEXPIPE
PROJECT NAME
ASSEMBLY
STANDARDS

**DRAWER
SLIDE**